



# Maryland Grain Bids

Thursday October 6, 2016

## Cash Bids

## Harvest Bids

### Upper Eastern Shore

Grain	Low	High	Average
Corn No. 2	\$3.38	\$3.67	\$3.52
Wheat No. 2	\$3.31	\$3.40	\$3.33
Barley No. 3	\$2.35	\$2.35	\$2.35
Soybeans No. 2	\$8.97	\$9.04	\$9.00

### Upper Eastern Shore

Grain	Harvest	Low	High	Average
Corn No. 2	16-Dec	\$3.48	\$3.67	\$3.58
Wheat No. 2	17-Jul	\$3.91	\$4.16	\$4.04
Barley No. 3	17-Jul	No Bid	No Bid	No Bid
Soybeans No. 2	16-Nov	\$8.82	\$8.90	\$8.86

### Mid Eastern Shore

Grain	Low	High	Average
Corn No. 2	\$3.58	\$3.63	\$3.60
Wheat No. 2	\$3.31	\$3.31	\$3.31
Barley No. 3	\$2.35	\$2.35	\$2.35
Soybeans No. 2	\$9.14	\$9.14	\$9.14

### Mid Eastern Shore

Grain	Harvest	Low	High	Average
Corn No. 2	16-Dec	\$3.48	\$3.73	\$3.58
Wheat No. 2	17-Jul	\$3.91	\$4.06	\$4.00
Barley No. 3	17-Jul	No Bid	No Bid	No Bid
Soybeans No. 2	16-Nov	\$8.82	\$9.02	\$8.93

### Lower Eastern Shore

Grain	Low	High	Average
Corn No. 2	\$3.53	\$3.68	\$3.60
Wheat No. 2	\$3.31	\$3.31	\$3.31
Barley No. 3	\$2.35	\$2.35	\$2.35
Soybeans No. 2	\$9.19	\$9.29	\$9.24

### Lower Eastern Shore

Grain	Harvest	Low	High	Average
Corn No. 2	16-Dec	No Bid	No Bid	No Bid
Wheat No. 2	17-Jul	No Bid	No Bid	No Bid
Barley No. 3	17-Jul	No Bid	No Bid	No Bid
Soybeans No. 2	16-Nov	No Bid	No Bid	No Bid

### Central Md

Grain	Low	High	Average
Corn No. 2	\$3.18	\$3.75	\$3.49
Wheat No. 2	No Bid	No Bid	No Bid
Barley No. 3	No Bid	No Bid	No Bid
Soybeans No. 2	\$8.99	\$9.35	\$9.17

### Central Md

Grain	Harvest	Low	High	Average
Corn No. 2	16-Dec	No Bid	No Bid	No Bid
Wheat No. 2	17-Jul	No Bid	No Bid	No Bid
Barley No. 3	17-Jul	No Bid	No Bid	No Bid
Soybeans No. 2	16-Nov	No Bid	No Bid	No Bid

### Western Md

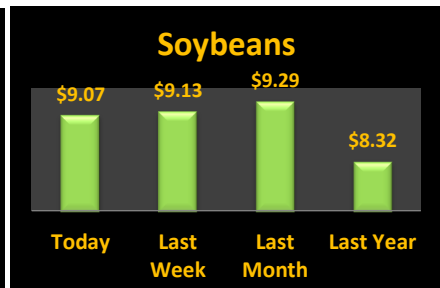
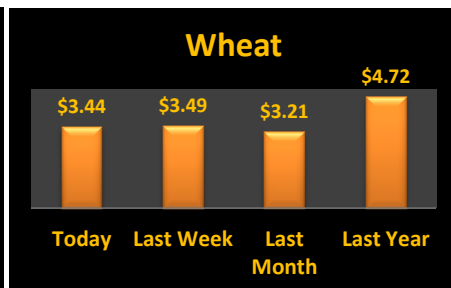
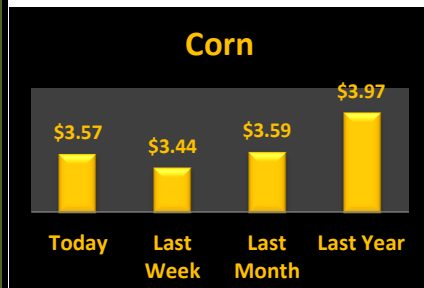
Grain	Low	High	Average
Corn No. 2	\$3.47	\$4.19	\$3.61
Wheat No. 2	\$3.54	\$4.02	\$3.79
Barley No. 3	\$2.80	\$3.45	\$2.96
Soybeans No. 2	\$8.92	\$9.01	\$8.98

### Western Md

Grain	Harvest	Low	High	Average
Corn No. 2	16-Dec	\$3.36	\$3.36	\$3.36
Wheat No. 2	17-Jul	\$4.35	\$4.35	\$4.35
Barley No. 3	17-Jul	\$2.50	\$2.50	\$2.50
Soybeans No. 2	16-Nov	\$9.00	\$9.00	\$9.00

### State Average

Grain	Today's			Last Week Average	Compared to Last Week	Avg Last	
	Low	High	Average			Month	Year
Corn No. 2	\$3.18	\$4.19	\$3.57	\$3.44	\$0.13	\$3.59	\$3.97
Wheat No. 2	\$3.67	\$4.02	\$3.44	\$3.49	(\$0.05)	\$3.21	\$4.72
Barley No. 3	\$2.35	\$3.45	\$2.60	\$2.60	(\$0.00)	\$2.43	\$2.55
Soybeans No. 2	\$8.92	\$9.35	\$9.07	\$9.13	(\$0.06)	\$9.29	\$8.32



Source: Ag Market News LLC  
 DeAnne Haas and Dave Wert Reporters  
 570-490-5587  
<http://www.agmarketnews.com>



USDA is an equal opportunity provider and employer.