



# Maryland Grain Bids

Wednesday October 26, 2016

## Cash Bids

## Harvest Bids

### Upper Eastern Shore

Grain	Low	High	Average
Corn No. 2	\$3.39	\$3.80	\$3.62
Wheat No. 2	\$3.49	\$3.49	\$3.49
Barley No. 3	\$2.35	\$2.35	\$2.35
Soybeans No. 2	\$9.26	\$9.36	\$9.31

### Upper Eastern Shore

Harvest	Low	High	Average	
Corn No. 2	16-Dec	\$3.60	\$3.80	\$3.70
Wheat No. 2	17-Jul	\$3.95	\$4.21	\$4.09
Barley No. 3	17-Jul	No Bid	No Bid	No Bid
Soybeans No. 2	16-Nov	\$9.26	\$9.31	\$9.27

### Mid Eastern Shore

Grain	Low	High	Average
Corn No. 2	\$3.59	\$3.84	\$3.68
Wheat No. 2	\$3.49	\$3.49	\$3.49
Barley No. 3	\$2.35	\$2.35	\$2.35
Soybeans No. 2	\$9.26	\$9.46	\$9.36

### Mid Eastern Shore

Harvest	Low	High	Average	
Corn No. 2	16-Dec	\$3.60	\$3.84	\$3.69
Wheat No. 2	17-Jul	\$3.95	\$4.11	\$4.05
Barley No. 3	17-Jul	No Bid	No Bid	No Bid
Soybeans No. 2	16-Nov	\$9.26	\$9.46	\$9.39

### Lower Eastern Shore

Grain	Low	High	Average
Corn No. 2	\$3.54	\$3.84	\$3.69
Wheat No. 2	\$3.49	\$3.49	\$3.49
Barley No. 3	\$2.35	\$2.35	\$2.35
Soybeans No. 2	\$9.46	\$9.56	\$9.51

### Lower Eastern Shore

Harvest	Low	High	Average	
Corn No. 2	16-Dec	No Bid	No Bid	No Bid
Wheat No. 2	17-Jul	No Bid	No Bid	No Bid
Barley No. 3	17-Jul	No Bid	No Bid	No Bid
Soybeans No. 2	16-Nov	\$9.46	\$9.56	\$9.51

### Central Md

Grain	Low	High	Average
Corn No. 2	\$3.19	\$3.90	\$3.60
Wheat No. 2	No Bid	No Bid	No Bid
Barley No. 3	No Bid	No Bid	No Bid
Soybeans No. 2	\$9.26	\$9.33	\$9.30

### Central Md

Harvest	Low	High	Average	
Corn No. 2	16-Dec	No Bid	No Bid	No Bid
Wheat No. 2	17-Jul	No Bid	No Bid	No Bid
Barley No. 3	17-Jul	No Bid	No Bid	No Bid
Soybeans No. 2	16-Nov	\$9.26	\$9.26	\$9.26

### Western Md

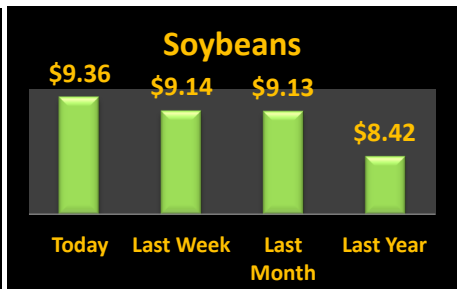
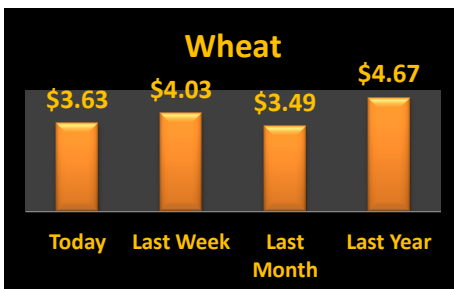
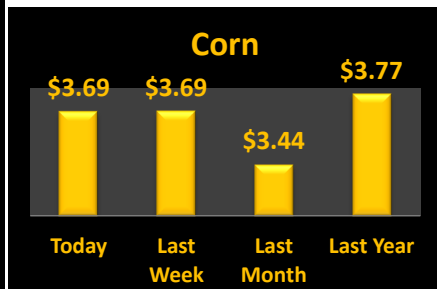
Grain	Low	High	Average
Corn No. 2	\$3.59	\$4.02	\$3.76
Wheat No. 2	\$3.98	\$4.27	\$4.08
Barley No. 3	\$2.50	\$3.45	\$2.89
Soybeans No. 2	\$9.20	\$9.44	\$9.34

### Western Md

Harvest	Low	High	Average	
Corn No. 2	16-Dec	\$3.62	\$3.62	\$3.62
Wheat No. 2	17-Jul	\$4.36	\$4.36	\$4.36
Barley No. 3	17-Jul	\$2.50	\$2.50	\$2.50
Soybeans No. 2	16-Nov	\$9.41	\$9.41	\$9.41

### State Average

Grain	Today's Low	Today's High	Today's Average	Last Week Average	Compared to Last Week	Avg Last Month	Avg Last Year
Corn No. 2	\$3.19	\$4.02	\$3.69	\$3.69	(\$0.00)	\$3.44	\$3.77
Wheat No. 2	\$3.80	\$4.27	\$3.63	\$4.03	(\$0.40)	\$3.49	\$4.67
Barley No. 3	\$2.35	\$3.45	\$2.57	\$2.96	(\$0.40)	\$2.60	\$2.61
Soybeans No. 2	\$9.20	\$9.56	\$9.36	\$9.14	\$0.22	\$9.13	\$8.42



Source: Ag Market News LLC

DeAnne Haas and Dave Wert Reporters

570-490-5587

<http://www.agmarketnews.com>



USDA is an equal opportunity provider and employer.