



Maryland Grain Bids

Wednesday October 19, 2016

Cash Bids

Harvest Bids

Upper Eastern Shore

Grain	Low	High	Average
Corn No. 2	\$3.44	\$3.75	\$3.59
Wheat No. 2	\$3.55	\$3.55	\$3.55
Barley No. 3	No Bid	No Bid	No Bid
Soybeans No. 2	\$8.98	\$9.17	\$9.10

Upper Eastern Shore

Harvest	Low	High	Average	
Corn No. 2	16-Dec	\$3.64	\$3.75	\$3.68
Wheat No. 2	17-Jul	\$4.03	\$4.31	\$4.25
Barley No. 3	17-Jul	\$2.35	\$2.35	\$2.35
Soybeans No. 2	16-Nov	\$9.08	\$9.17	\$9.12

Mid Eastern Shore

Grain	Low	High	Average
Corn No. 2	\$3.64	\$3.69	\$3.65
Wheat No. 2	No Bid	No Bid	No Bid
Barley No. 3	No Bid	No Bid	No Bid
Soybeans No. 2	\$8.98	\$9.23	\$9.13

Mid Eastern Shore

Harvest	Low	High	Average	
Corn No. 2	16-Dec	\$3.64	\$3.79	\$3.68
Wheat No. 2	17-Jul	\$4.03	\$4.31	\$4.18
Barley No. 3	17-Jul	\$2.35	\$2.35	\$2.35
Soybeans No. 2	16-Nov	\$9.12	\$9.23	\$9.16

Lower Eastern Shore

Grain	Low	High	Average
Corn No. 2	\$3.59	\$3.74	\$3.66
Wheat No. 2	No Bid	No Bid	No Bid
Barley No. 3	No Bid	No Bid	No Bid
Soybeans No. 2	\$9.28	\$9.38	\$9.33

Lower Eastern Shore

Harvest	Low	High	Average	
Corn No. 2	16-Dec	No Bid	No Bid	No Bid
Wheat No. 2	17-Jul	\$4.31	\$4.31	\$4.31
Barley No. 3	17-Jul	\$2.35	\$2.35	\$2.35
Soybeans No. 2	16-Nov	\$9.28	\$9.38	\$9.33

Central Md

Grain	Low	High	Average
Corn No. 2	\$3.24	\$3.90	\$3.65
Wheat No. 2	No Bid	No Bid	No Bid
Barley No. 3	No Bid	No Bid	No Bid
Soybeans No. 2	\$9.08	\$9.15	\$9.12

Central Md

Harvest	Low	High	Average	
Corn No. 2	16-Dec	No Bid	No Bid	No Bid
Wheat No. 2	17-Jul	\$4.31	\$4.31	\$4.31
Barley No. 3	17-Jul	\$2.35	\$2.35	\$2.35
Soybeans No. 2	16-Nov	\$9.08	\$9.08	\$9.08

Western Md

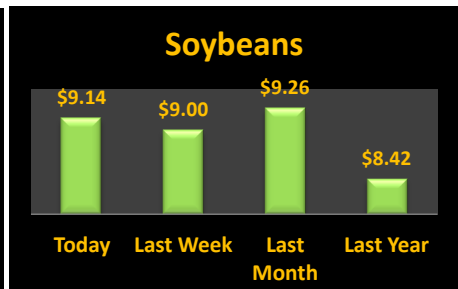
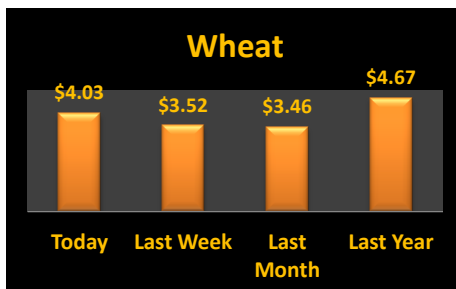
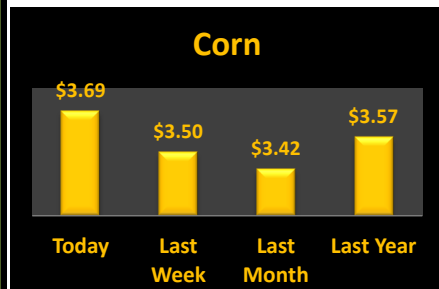
Grain	Low	High	Average
Corn No. 2	\$3.60	\$4.04	\$3.83
Wheat No. 2	\$4.00	\$4.51	\$4.18
Barley No. 3	\$2.80	\$3.45	\$2.96
Soybeans No. 2	\$9.10	\$9.21	\$9.14

Western Md

Harvest	Low	High	Average	
Corn No. 2	16-Dec	\$3.64	\$3.85	\$3.75
Wheat No. 2	17-Jul	\$4.54	\$4.54	\$4.54
Barley No. 3	17-Jul	\$2.50	\$2.50	\$2.50
Soybeans No. 2	16-Nov	\$9.13	\$9.13	\$9.13

State Average

Grain	Today's Low	Today's High	Today's Average	Last Week Average	Compared to Last Week	Avg Last Month	Avg Last Year
Corn No. 2	\$3.24	\$4.04	\$3.69	\$3.50	\$0.19	\$3.42	\$3.57
Wheat No. 2	\$3.75	\$4.51	\$4.03	\$3.52	\$0.51	\$3.46	\$4.67
Barley No. 3	\$2.80	\$3.45	\$2.96	\$2.62	\$0.34	\$2.91	\$2.61
Soybeans No. 2	\$8.98	\$9.38	\$9.14	\$9.00	\$0.14	\$9.26	\$8.42



Source: Ag Market News LLC

DeAnne Haas and Dave Wert Reporters
570-490-5587

<http://www.agmarketnews.com>



USDA is an equal opportunity provider and employer.