



# Maryland Grain Bids

Wednesday October 12, 2016

## Cash Bids

## Harvest Bids

### Upper Eastern Shore

Grain	Low	High	Average
Corn No. 2	\$3.36	\$3.66	\$3.50
Wheat No. 2	\$3.42	\$3.42	\$3.42
Barley No. 3	\$2.35	\$2.35	\$2.35
Soybeans No. 2	\$8.89	\$8.94	\$8.92

### Upper Eastern Shore

Harvest	Low	High	Average
Corn No. 2 16-Dec	\$3.56	\$3.66	\$3.59
Wheat No. 2 17-Jul	\$3.90	\$4.14	\$4.03
Barley No. 3 17-Jul	No Bid	No Bid	No Bid
Soybeans No. 2 16-Nov	\$8.79	\$8.94	\$8.89

### Mid Eastern Shore

Grain	Low	High	Average
Corn No. 2	\$3.51	\$3.61	\$3.56
Wheat No. 2	\$3.42	\$3.42	\$3.42
Barley No. 3	\$2.35	\$2.35	\$2.35
Soybeans No. 2	\$8.99	\$9.04	\$9.02

### Mid Eastern Shore

Harvest	Low	High	Average
Corn No. 2 16-Dec	\$3.46	\$3.71	\$3.58
Wheat No. 2 17-Jul	\$3.90	\$4.05	\$3.99
Barley No. 3 17-Jul	No Bid	No Bid	No Bid
Soybeans No. 2 16-Nov	\$8.79	\$9.04	\$8.93

### Lower Eastern Shore

Grain	Low	High	Average
Corn No. 2	\$3.51	\$3.66	\$3.58
Wheat No. 2	\$3.42	\$3.42	\$3.42
Barley No. 3	\$2.35	\$2.35	\$2.35
Soybeans No. 2	\$9.09	\$9.19	\$9.14

### Lower Eastern Shore

Harvest	Low	High	Average
Corn No. 2 16-Dec	No Bid	No Bid	No Bid
Wheat No. 2 17-Jul	No Bid	No Bid	No Bid
Barley No. 3 17-Jul	No Bid	No Bid	No Bid
Soybeans No. 2 16-Nov	\$9.09	\$9.19	\$9.14

### Central Md

Grain	Low	High	Average
Corn No. 2	\$3.16	\$3.70	\$3.47
Wheat No. 2	No Bid	No Bid	No Bid
Barley No. 3	No Bid	No Bid	No Bid
Soybeans No. 2	\$8.89	\$9.35	\$9.12

### Central Md

Harvest	Low	High	Average
Corn No. 2 16-Dec	No Bid	No Bid	No Bid
Wheat No. 2 17-Jul	No Bid	No Bid	No Bid
Barley No. 3 17-Jul	No Bid	No Bid	No Bid
Soybeans No. 2 16-Nov	\$8.89	\$8.89	\$8.89

### Western Md

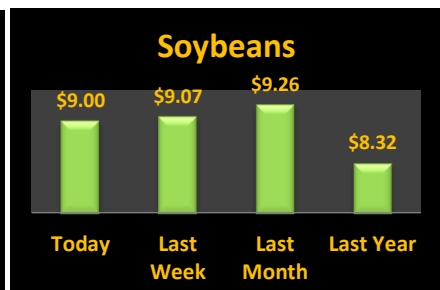
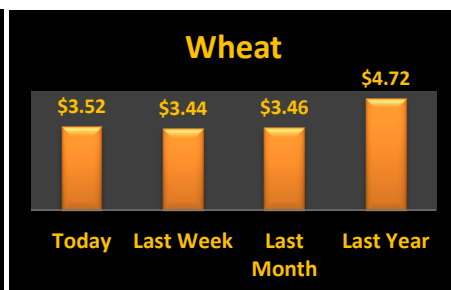
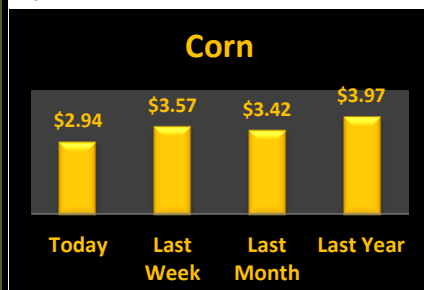
Grain	Low	High	Average
Corn No. 2	\$3.45	\$4.19	\$3.63
Wheat No. 2	\$3.61	\$4.05	\$3.82
Barley No. 3	\$2.80	\$3.45	\$2.96
Soybeans No. 2	\$8.85	\$9.00	\$8.95

### Western Md

Harvest	Low	High	Average
Corn No. 2 16-Dec	\$3.50	\$3.50	\$3.50
Wheat No. 2 17-Jul	\$4.33	\$4.33	\$4.33
Barley No. 3 17-Jul	\$2.40	\$2.40	\$2.40
Soybeans No. 2 16-Nov	\$9.00	\$9.00	\$9.00

### State Average

Grain	Today's			Last Week Average	Compared to Last Week	Avg Last	
	Low	High	Average			Month	Year
Corn No. 2	\$3.16	\$4.19	\$2.94	\$3.57	(\$0.63)	\$3.42	\$3.97
Wheat No. 2	\$3.66	\$4.05	\$3.52	\$3.44	\$0.08	\$3.46	\$4.72
Barley No. 3	\$2.35	\$3.45	\$2.62	\$2.60	\$0.02	\$2.91	\$2.55
Soybeans No. 2	\$8.85	\$9.35	\$9.00	\$9.07	(\$0.07)	\$9.26	\$8.32



Source: Ag Market News LLC  
 DeAnne Haas and Dave Wert Reporters  
 570-490-5587  
<http://www.agmarketnews.com>



USDA is an equal opportunity provider and employer.