



Maryland Grain Bids

Reporting Date

Cash Bids

January 4, 2017

Harvest Bids

Upper Eastern Shore

| Grain | Low | High | Average |
|----------------|--------|--------|---------|
| Corn No. 2 | \$3.46 | \$4.25 | \$3.78 |
| Wheat No. 2 | No Bid | No Bid | No Bid |
| Barley No. 2 | No Bid | No Bid | No Bid |
| Soybeans No. 2 | \$9.14 | \$9.58 | \$9.43 |

Upper Eastern Shore

| Harvest | Low | High | Average | |
|----------------|--------|--------|---------|--------|
| Corn No. 2 | 17-Dec | \$3.84 | \$4.02 | \$3.90 |
| Wheat No. 2 | 17-Jul | \$3.85 | \$3.97 | \$3.94 |
| Barley No. 2 | 17-Jul | \$2.25 | \$2.35 | \$2.33 |
| Soybeans No. 2 | 17-Nov | \$9.08 | \$9.28 | \$9.20 |

Mid Eastern Shore

| Grain | Low | High | Average |
|----------------|--------|--------|---------|
| Corn No. 2 | \$3.61 | \$3.97 | \$3.85 |
| Wheat No. 2 | No Bid | No Bid | No Bid |
| Barley No. 2 | No Bid | No Bid | No Bid |
| Soybeans No. 2 | \$9.14 | \$9.62 | \$9.41 |

Mid Eastern Shore

| Harvest | Low | High | Average | |
|----------------|--------|--------|---------|--------|
| Corn No. 2 | 17-Dec | \$3.84 | \$4.04 | \$3.93 |
| Wheat No. 2 | 17-Jul | \$3.85 | \$3.97 | \$3.91 |
| Barley No. 2 | 17-Jul | \$2.25 | \$2.35 | \$2.29 |
| Soybeans No. 2 | 17-Nov | \$9.08 | \$9.24 | \$9.20 |

Lower Eastern Shore

| Grain | Low | High | Average |
|----------------|--------|--------|---------|
| Corn No. 2 | \$3.56 | \$3.86 | \$3.71 |
| Wheat No. 2 | No Bid | No Bid | No Bid |
| Barley No. 2 | No Bid | No Bid | No Bid |
| Soybeans No. 2 | \$9.67 | \$9.72 | \$9.70 |

Lower Eastern Shore

| Harvest | Low | High | Average | |
|----------------|--------|--------|---------|--------|
| Corn No. 2 | 17-Dec | No Bid | No Bid | No Bid |
| Wheat No. 2 | 17-Jul | \$3.97 | \$3.97 | \$3.97 |
| Barley No. 2 | 17-Jul | \$2.35 | \$2.35 | \$2.35 |
| Soybeans No. 2 | 17-Nov | No Bid | No Bid | No Bid |

Central Md

| Grain | Low | High | Average |
|----------------|--------|--------|---------|
| Corn No. 2 | \$3.36 | \$4.05 | \$3.75 |
| Wheat No. 2 | No Bid | No Bid | No Bid |
| Barley No. 2 | No Bid | No Bid | No Bid |
| Soybeans No. 2 | \$9.42 | \$9.56 | \$9.49 |

Central Md

| Harvest | Low | High | Average | |
|----------------|--------|--------|---------|--------|
| Corn No. 2 | 17-Dec | No Bid | No Bid | No Bid |
| Wheat No. 2 | 17-Jul | \$3.97 | \$3.97 | \$3.97 |
| Barley No. 2 | 17-Jul | \$2.35 | \$2.35 | \$2.35 |
| Soybeans No. 2 | 17-Nov | No Bid | No Bid | No Bid |

Western Md

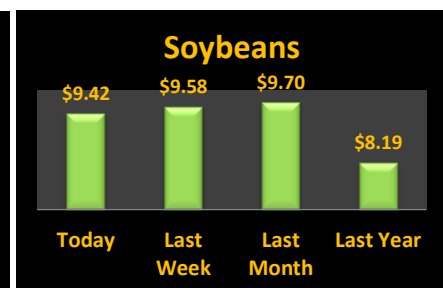
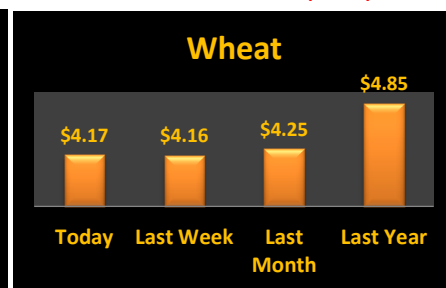
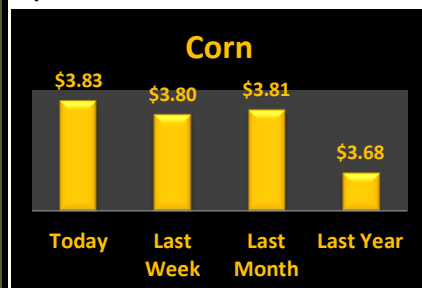
| Grain | Low | High | Average |
|----------------|--------|--------|---------|
| Corn No. 2 | \$3.78 | \$4.00 | \$3.89 |
| Wheat No. 2 | \$4.00 | \$4.26 | \$4.17 |
| Barley No. 2 | \$2.80 | \$3.35 | \$2.94 |
| Soybeans No. 2 | \$9.20 | \$9.63 | \$9.35 |

Western Md

| Harvest | Low | High | Average | |
|----------------|--------|--------|---------|--------|
| Corn No. 2 | 17-Dec | \$3.86 | \$3.95 | \$3.91 |
| Wheat No. 2 | 17-Jul | \$4.32 | \$4.35 | \$4.34 |
| Barley No. 2 | 17-Jul | \$2.40 | \$2.40 | \$2.40 |
| Soybeans No. 2 | 17-Nov | \$9.19 | \$9.37 | \$9.28 |

State Average

| Grain | Today's | | | Last Week | Compared to | Avg Last | |
|----------------|---------|--------|---------|-----------|-------------|-----------|--------|
| | Low | High | Average | | | Last Week | Month |
| Corn No. 2 | \$3.36 | \$4.25 | \$3.83 | \$3.80 | \$0.03 | \$3.81 | \$3.68 |
| Wheat No. 2 | \$4.25 | \$4.26 | \$4.17 | \$4.16 | \$0.01 | \$4.25 | \$4.85 |
| Barley No. 3 | \$2.80 | \$3.35 | \$2.94 | \$2.94 | (\$0.00) | \$2.93 | \$2.71 |
| Soybeans No. 2 | \$9.14 | \$9.72 | \$9.42 | \$9.58 | (\$0.16) | \$9.70 | \$8.19 |



Source: Ag Market News LLC

DeAnne Haas and Dave Wert Reporters
570-490-5587

<http://www.agmarketnews.com>



USDA is an equal opportunity provider and employer.