



# Maryland Grain Bids

This report is sponsored by Hostetter Grain Inc.

You can contact them at (610)-932-4484 or at [www.hostettergrain.com](http://www.hostettergrain.com)

Reporting Date

## Cash Bids

January 31, 2018

## Harvest Bids

### Upper Eastern Shore

Grain	Low	High	Average
Corn No. 2	\$3.62	\$4.01	\$3.82
Wheat No. 2	No Bid	No Bid	No Bid
Barley No. 2	\$2.25	\$2.25	\$2.25
Soybeans No. 2	\$9.30	\$9.40	\$9.37

### Upper Eastern Shore

Harvest	Low	High	Average	
Corn No. 2	18-Dec	\$3.79	\$4.13	\$3.93
Wheat No. 2	18-Jul	\$4.35	\$4.39	\$4.38
Barley No. 2	18-Jul	\$2.25	\$2.25	\$2.25
Soybeans No. 2	18-Nov	\$9.34	\$9.54	\$9.48

### Mid Eastern Shore

Grain	Low	High	Average
Corn No. 2	\$3.82	\$4.02	\$3.90
Wheat No. 2	No Bid	No Bid	No Bid
Barley No. 2	\$2.25	\$2.25	\$2.25
Soybeans No. 2	\$9.30	\$9.50	\$9.39

### Mid Eastern Shore

Harvest	Low	High	Average	
Corn No. 2	18-Dec	\$3.93	\$4.14	\$4.00
Wheat No. 2	18-Jul	\$4.35	\$4.39	\$4.38
Barley No. 2	18-Jul	\$2.25	\$2.25	\$2.25
Soybeans No. 2	18-Nov	\$9.34	\$9.64	\$9.49

### Lower Eastern Shore

Grain	Low	High	Average
Corn No. 2	\$3.77	\$4.12	\$3.99
Wheat No. 2	No Bid	No Bid	No Bid
Barley No. 2	No Bid	No Bid	No Bid
Soybeans No. 2	\$9.50	\$9.65	\$9.58

### Lower Eastern Shore

Harvest	Low	High	Average	
Corn No. 2	18-Dec	\$3.99	\$4.09	\$4.02
Wheat No. 2	18-Jul	\$4.39	\$4.39	\$4.39
Barley No. 2	18-Jul	No Bid	No Bid	No Bid
Soybeans No. 2	18-Nov	\$9.64	\$9.79	\$9.72

### Central Md

Grain	Low	High	Average
Corn No. 2	\$3.37	\$3.92	\$3.73
Wheat No. 2	No Bid	No Bid	No Bid
Barley No. 2	No Bid	No Bid	No Bid
Soybeans No. 2	\$9.37	\$9.40	\$9.39

### Central Md

Harvest	Low	High	Average	
Corn No. 2	18-Dec	No Bid	No Bid	No Bid
Wheat No. 2	18-Jul	\$4.44	\$4.44	\$4.44
Barley No. 2	18-Jul	No Bid	No Bid	No Bid
Soybeans No. 2	18-Nov	\$9.54	\$9.54	\$9.54

### Western Md

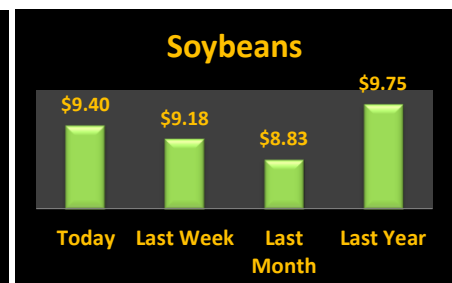
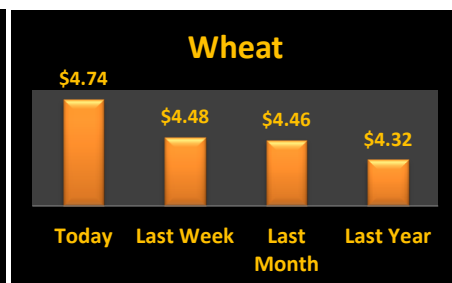
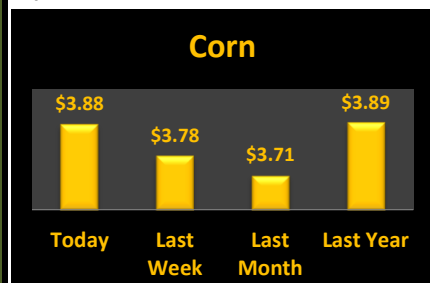
Grain	Low	High	Average
Corn No. 2	\$3.75	\$4.13	\$3.90
Wheat No. 2	\$4.50	\$4.96	\$4.74
Barley No. 2	\$2.85	\$3.00	\$2.96
Soybeans No. 2	\$9.27	\$9.46	\$9.35

### Western Md

Harvest	Low	High	Average	
Corn No. 2	18-Dec	\$4.10	\$4.10	\$4.10
Wheat No. 2	18-Jul	\$4.86	\$4.86	\$4.86
Barley No. 2	18-Jul	\$2.50	\$2.50	\$2.50
Soybeans No. 2	18-Nov	\$9.62	\$9.62	\$9.62

### State Average

Grain	Today's		Today's Average	Last Week Average	Compared to Last Week	Avg Last	
	Low	High				Month	Year
Corn No. 2	\$3.37	\$4.13	\$3.88	\$3.78	\$0.10	\$3.71	\$3.89
Wheat No. 2	\$4.01	\$4.96	\$4.74	\$4.48	\$0.26	\$4.46	\$4.32
Barley No. 3	\$2.25	\$3.00	\$2.57	\$2.57	\$0.00	\$2.57	\$3.04
Soybeans No. 2	\$9.27	\$9.65	\$9.40	\$9.18	\$0.22	\$8.83	\$9.75



Source: Ag Market News LLC

DeAnne Haas and Dave Wert Reporters

570-490-5587

<http://www.agmarketnews.com>



USDA is an equal opportunity provider and employer.