



Maryland Grain Bids

Reporting Date

January 3, 2018

Cash Bids

Harvest Bids

Upper Eastern Shore

Grain	Low	High	Average
Corn No. 2	\$3.68	\$3.78	\$3.73
Wheat No. 2	No Bid	No Bid	No Bid
Barley No. 2	\$2.25	\$2.25	\$2.25
Soybeans No. 2	\$8.85	\$8.85	\$8.85

Upper Eastern Shore

Harvest	Low	High	Average	
Corn No. 2	18-Dec	\$3.86	\$3.87	\$3.87
Wheat No. 2	18-Jul	\$4.15	\$4.15	\$4.15
Barley No. 2	18-Jul	\$2.25	\$2.25	\$2.25
Soybeans No. 2	18-Nov	\$9.17	\$9.17	\$9.17

Mid Eastern Shore

Grain	Low	High	Average
Corn No. 2	\$3.68	\$3.83	\$3.77
Wheat No. 2	No Bid	No Bid	No Bid
Barley No. 2	\$2.25	\$2.25	\$2.25
Soybeans No. 2	\$8.85	\$9.00	\$8.93

Mid Eastern Shore

Harvest	Low	High	Average	
Corn No. 2	18-Dec	\$3.86	\$4.07	\$3.94
Wheat No. 2	18-Jul	\$4.15	\$4.15	\$4.15
Barley No. 2	18-Jul	\$2.25	\$2.25	\$2.25
Soybeans No. 2	18-Nov	\$9.12	\$9.17	\$9.15

Lower Eastern Shore

Grain	Low	High	Average
Corn No. 2	No Bid	No Bid	No Bid
Wheat No. 2	No Bid	No Bid	No Bid
Barley No. 2	No Bid	No Bid	No Bid
Soybeans No. 2	No Bid	No Bid	No Bid

Lower Eastern Shore

Harvest	Low	High	Average	
Corn No. 2	18-Dec	No Bid	No Bid	No Bid
Wheat No. 2	18-Jul	No Bid	No Bid	No Bid
Barley No. 2	18-Jul	No Bid	No Bid	No Bid
Soybeans No. 2	18-Nov	No Bid	No Bid	No Bid

Central Md

Grain	Low	High	Average
Corn No. 2	\$3.48	\$3.70	\$3.59
Wheat No. 2	No Bid	No Bid	No Bid
Barley No. 2	No Bid	No Bid	No Bid
Soybeans No. 2	\$9.69	\$9.69	\$9.69

Central Md

Harvest	Low	High	Average	
Corn No. 2	18-Dec	No Bid	No Bid	No Bid
Wheat No. 2	18-Jul	No Bid	No Bid	No Bid
Barley No. 2	18-Jul	No Bid	No Bid	No Bid
Soybeans No. 2	18-Nov	No Bid	No Bid	No Bid

Western Md

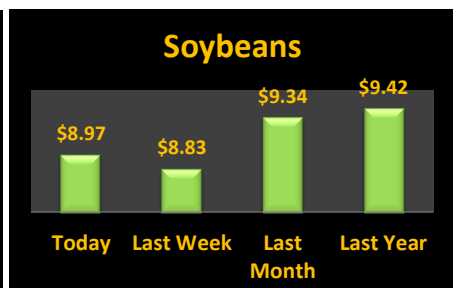
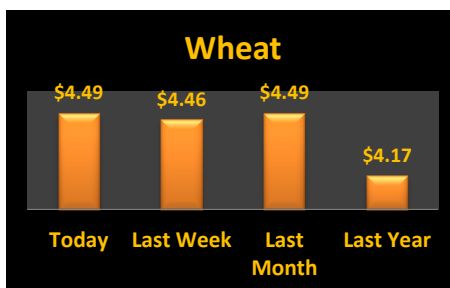
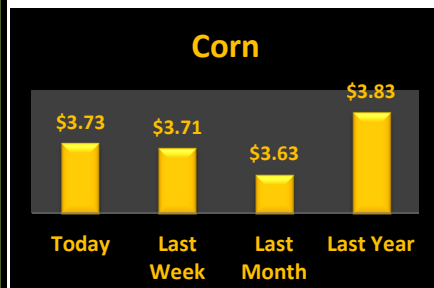
Grain	Low	High	Average
Corn No. 2	\$3.53	\$3.90	\$3.69
Wheat No. 2	\$4.30	\$4.68	\$4.49
Barley No. 2	\$2.85	\$3.00	\$2.95
Soybeans No. 2	\$8.68	\$9.07	\$8.88

Western Md

Harvest	Low	High	Average	
Corn No. 2	18-Dec	\$3.85	\$3.85	\$3.85
Wheat No. 2	18-Jul	\$4.60	\$4.60	\$4.60
Barley No. 2	18-Jul	\$2.50	\$2.50	\$2.50
Soybeans No. 2	18-Nov	\$9.24	\$9.24	\$9.24

State Average

Grain	Today's			Last Week Average	Compared to Last Week	Avg Last	
	Low	High	Average			Month	Year
Corn No. 2	\$3.48	\$3.90	\$3.73	\$3.71	\$0.02	\$3.63	\$3.83
Wheat No. 2	\$3.78	\$4.68	\$4.49	\$4.46	\$0.03	\$4.49	\$4.17
Barley No. 3	\$2.25	\$3.00	\$2.51	\$2.57	(\$0.05)	\$2.54	\$2.94
Soybeans No. 2	\$8.68	\$9.69	\$8.97	\$8.83	\$0.14	\$9.34	\$9.42



Source: Ag Market News LLC
 DeAnne Haas and Dave Wert Reporters
 570-490-5587
<http://www.agmarketnews.com>



USDA is an equal opportunity provider and employer.