



Maryland Grain Bids

This report is sponsored by Hostetter Grain Inc.

You can contact them at (610)-932-4484 or at www.hostettergrain.com

Reporting Date

Cash Bids

January 24, 2018

Harvest Bids

Upper Eastern Shore

Grain	Low	High	Average
Corn No. 2	\$3.66	\$3.90	\$3.77
Wheat No. 2	No Bid	No Bid	No Bid
Barley No. 2	\$2.25	\$2.25	\$2.25
Soybeans No. 2	\$9.06	\$9.26	\$9.18

Upper Eastern Shore

Harvest	Low	High	Average	
Corn No. 2	18-Dec	\$3.85	\$3.88	\$3.87
Wheat No. 2	18-Jul	\$4.03	\$4.12	\$4.06
Barley No. 2	18-Jul	\$2.25	\$2.25	\$2.25
Soybeans No. 2	18-Nov	\$9.22	\$9.42	\$9.34

Mid Eastern Shore

Grain	Low	High	Average
Corn No. 2	\$3.66	\$3.85	\$3.78
Wheat No. 2	No Bid	No Bid	No Bid
Barley No. 2	\$2.25	\$2.25	\$2.25
Soybeans No. 2	\$9.06	\$9.27	\$9.18

Mid Eastern Shore

Harvest	Low	High	Average	
Corn No. 2	18-Dec	\$3.88	\$4.05	\$3.94
Wheat No. 2	18-Jul	\$4.03	\$4.12	\$4.07
Barley No. 2	18-Jul	\$2.25	\$2.25	\$2.25
Soybeans No. 2	18-Nov	\$9.22	\$9.44	\$9.35

Lower Eastern Shore

Grain	Low	High	Average
Corn No. 2	No Bid	No Bid	No Bid
Wheat No. 2	No Bid	No Bid	No Bid
Barley No. 2	No Bid	No Bid	No Bid
Soybeans No. 2	No Bid	No Bid	No Bid

Lower Eastern Shore

Harvest	Low	High	Average	
Corn No. 2	18-Dec	No Bid	No Bid	No Bid
Wheat No. 2	18-Jul	No Bid	No Bid	No Bid
Barley No. 2	18-Jul	No Bid	No Bid	No Bid
Soybeans No. 2	18-Nov	No Bid	No Bid	No Bid

Central Md

Grain	Low	High	Average
Corn No. 2	\$3.80	\$3.88	\$3.84
Wheat No. 2	No Bid	No Bid	No Bid
Barley No. 2	No Bid	No Bid	No Bid
Soybeans No. 2	\$9.31	\$9.31	\$9.31

Central Md

Harvest	Low	High	Average	
Corn No. 2	18-Dec	No Bid	No Bid	No Bid
Wheat No. 2	18-Jul	No Bid	No Bid	No Bid
Barley No. 2	18-Jul	No Bid	No Bid	No Bid
Soybeans No. 2	18-Nov	No Bid	No Bid	No Bid

Western Md

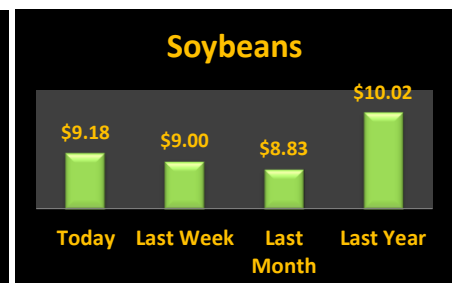
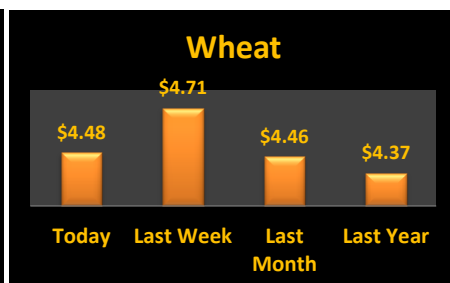
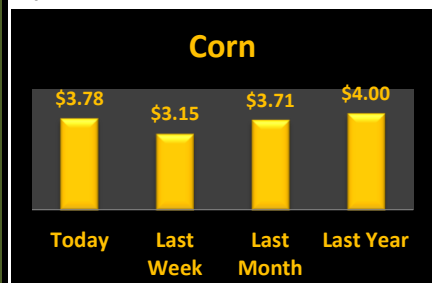
Grain	Low	High	Average
Corn No. 2	\$3.55	\$3.90	\$3.77
Wheat No. 2	\$4.30	\$4.61	\$4.48
Barley No. 2	\$2.85	\$3.00	\$2.96
Soybeans No. 2	\$8.97	\$9.22	\$9.12

Western Md

Harvest	Low	High	Average	
Corn No. 2	18-Dec	\$3.92	\$3.92	\$3.92
Wheat No. 2	18-Jul	\$4.68	\$4.68	\$4.68
Barley No. 2	18-Jul	\$2.50	\$2.50	\$2.50
Soybeans No. 2	18-Nov	\$9.50	\$9.50	\$9.50

State Average

Grain	Today's Low	Today's High	Today's Average	Last Week Average	Compared to Last Week	Avg Last Month	Avg Last Year
Corn No. 2	\$3.55	\$3.90	\$3.78	\$3.15	\$0.63	\$3.71	\$4.00
Wheat No. 2	\$3.90	\$4.61	\$4.48	\$4.71	(\$0.23)	\$4.46	\$4.37
Barley No. 3	\$2.25	\$3.00	\$2.57	\$2.38	\$0.19	\$2.57	\$2.96
Soybeans No. 2	\$8.97	\$9.31	\$9.18	\$9.00	\$0.18	\$8.83	\$10.02



Source: Ag Market News LLC

DeAnne Haas and Dave Wert Reporters

570-490-5587

<http://www.agmarketnews.com>



USDA is an equal opportunity provider and employer.