



Maryland Grain Bids

Reporting Date

Cash Bids

July 5, 2017

Harvest Bids

Upper Eastern Shore

Grain	Low	High	Average
Corn No. 2	\$4.14	\$4.38	\$4.22
Wheat No. 2	\$4.89	\$5.10	\$5.03
Barley No. 2	\$2.25	\$2.35	\$2.30
Soybeans No. 2	\$8.99	\$9.30	\$9.15

Upper Eastern Shore

Harvest	Low	High	Average	
Corn No. 2	17-Dec	\$3.99	\$4.19	\$4.07
Wheat No. 2	17-Jul	\$5.10	\$5.51	\$5.31
Barley No. 2	17-Jul	No Bid	No Bid	No Bid
Soybeans No. 2	17-Nov	\$9.06	\$9.29	\$9.20

Mid Eastern Shore

Grain	Low	High	Average
Corn No. 2	\$4.14	\$4.34	\$4.22
Wheat No. 2	\$4.89	\$5.10	\$5.02
Barley No. 2	\$2.25	\$2.25	\$2.25
Soybeans No. 2	\$8.99	\$9.09	\$9.03

Mid Eastern Shore

Harvest	Low	High	Average	
Corn No. 2	17-Dec	\$3.98	\$4.19	\$4.08
Wheat No. 2	17-Jul	\$5.10	\$5.10	\$5.10
Barley No. 2	17-Jul	No Bid	No Bid	No Bid
Soybeans No. 2	17-Nov	\$9.06	\$9.34	\$9.21

Lower Eastern Shore

Grain	Low	High	Average
Corn No. 2	No Bid	No Bid	No Bid
Wheat No. 2	No Bid	No Bid	No Bid
Barley No. 2	No Bid	No Bid	No Bid
Soybeans No. 2	No Bid	No Bid	No Bid

Lower Eastern Shore

Harvest	Low	High	Average	
Corn No. 2	17-Dec	No Bid	No Bid	No Bid
Wheat No. 2	17-Jul	No Bid	No Bid	No Bid
Barley No. 2	17-Jul	No Bid	No Bid	No Bid
Soybeans No. 2	17-Nov	No Bid	No Bid	No Bid

Central Md

Grain	Low	High	Average
Corn No. 2	\$4.18	\$4.30	\$4.24
Wheat No. 2	No Bid	No Bid	No Bid
Barley No. 2	\$2.60	\$2.60	\$2.60
Soybeans No. 2	\$8.60	\$8.60	\$8.60

Central Md

Harvest	Low	High	Average	
Corn No. 2	17-Dec	No Bid	No Bid	No Bid
Wheat No. 2	17-Jul	No Bid	No Bid	No Bid
Barley No. 2	17-Jul	No Bid	No Bid	No Bid
Soybeans No. 2	17-Nov	No Bid	No Bid	No Bid

Western Md

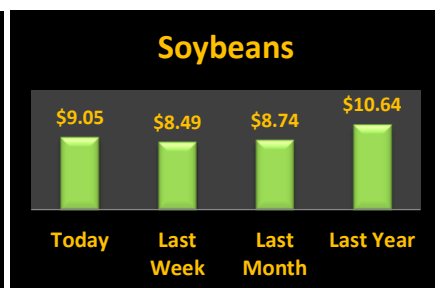
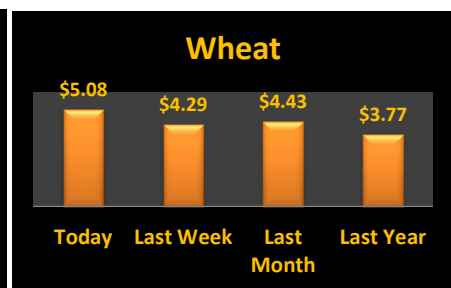
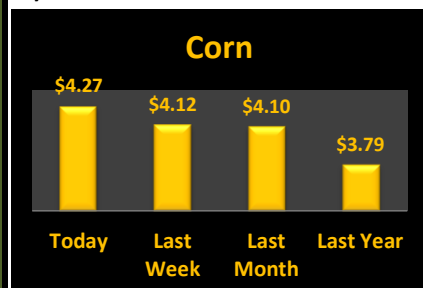
Grain	Low	High	Average
Corn No. 2	\$4.18	\$4.50	\$4.33
Wheat No. 2	\$4.50	\$5.65	\$5.28
Barley No. 2	\$2.70	\$3.00	\$2.89
Soybeans No. 2	\$8.98	\$9.22	\$9.13

Western Md

Harvest	Low	High	Average	
Corn No. 2	17-Dec	\$4.20	\$4.20	\$4.20
Wheat No. 2	17-Jul	\$4.50	\$4.50	\$4.50
Barley No. 2	17-Jul	\$2.70	\$2.70	\$2.70
Soybeans No. 2	17-Nov	\$9.20	\$9.39	\$9.30

State Average

Grain	Today's			Last Week	Compared to	Avg Last	Avg Last
	Low	High	Average				
Corn No. 2	\$4.14	\$4.50	\$4.27	\$4.12	\$0.15	\$4.10	\$3.79
Wheat No. 2	\$4.38	\$5.65	\$5.08	\$4.29	\$0.79	\$4.43	\$3.77
Barley No. 3	\$2.25	\$3.00	\$2.52	\$2.52	\$0.00	\$3.01	\$2.43
Soybeans No. 2	\$8.60	\$9.30	\$9.05	\$8.49	\$0.56	\$8.74	\$10.64



Source: Ag Market News LLC

DeAnne Haas and Dave Wert Reporters
570-490-5587

<http://www.agmarketnews.com>



USDA is an equal opportunity provider and employer.